

## Virginia Training Program Quick Reference Guide



### Index:

- How to Verify Course Completion Requests – Pg 2
- How to Purchase Test Vouchers – Pg 5
- How to Manage Test Vouchers – Pg 9
- How to Manage Training Program User Accounts – Pg 16
- How to Reset Your Password – Pg 20

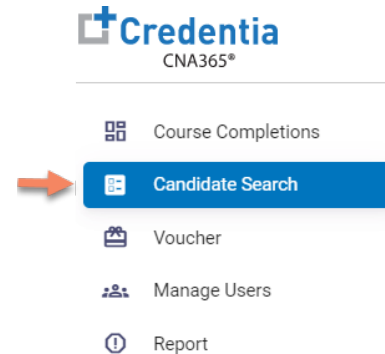
# How to Verify Course Completion Requests

## OPTION #1: By Course Completion Date



- Select “Course Completions” from main menu
- Access all verification requests by course completion date
- Allows for easy reconciliation against class lists
- Includes candidate multi-select feature to complete full class verifications in seconds

## OPTION #2: By Candidate Name



- Select “Candidate Search” from main menu
- Best option to quickly find a specific candidate

All active training program users will receive a CNA365® alert email for each candidate seeking course completion verification

# How to Verify Course Completion Requests

## Option #1: By Course Completion Date

### COURSE COMPLETION DATE VERIFICATION

**Course Completion Verification**

Course Dates

Date	Pending Records	Confirmed Records	Denied Records
2021-11-18	0	1	1
2021-11-22	0	2	1
2021-11-23	0	5	0
2021-11-24	1	7	1
2021-11-25	0	2	0

The Page You're on  Items Per Page  1 - 5 of 5 < >

**Candidate Details**

<input checked="" type="checkbox"/>	Candidate Name	Candidate ID	Completed Date	City
<input checked="" type="checkbox"/>	Kartik	899	2021-11-23	Bangalore

The Page You're on  Items Per Page  1 - 1 of 1 < >

**Verification**

Update Completion Date  No Changes

Selected Date   Reason

1. Enter course completion date range

2. Select pending records value for the desired course date

3. Select the checkbox for the candidate you want to verify (you can select multiple candidates as desired)

4. Correct the completion date if necessary or select no changes

5. Submit or reject the verification request(s) for the candidate(s) selected (must provide a reason for a reject)

When a course date value is selected, all candidate detail appears on the right side of the page

# How to Verify Course Completion Requests

## Option #2: By Candidate Name

1. Start typing candidate name in search box
2. Select view icon for the candidate to display the verification page for the candidate

### CANDIDATE SEARCH

**Candidate Search**  
Home / Candidate Search

Pending Approved Rejected All

Candidate Name	Candidate ID	State Name	Completion Date	Working status	Status	Action
Kartik K	107	Virginia	Nov 23, 2021, 12:30:00 PM	Kartik K	Pending	

The Page You're on:  Items Per Page:  1 - 1 of 1

3. Correct the completion date if necessary or select no changes
4. Submit or reject the verification request for the candidate (must provide a reason for a reject)

### CANDIDATE VERIFICATION

**Verification**  
Candidate Search / Candidate Verification

Update Completion Date  No Changes

Selected Date:  Reason:

# How to Purchase Test Vouchers

## Step 1 – Select Buy New Voucher

### STEP 1

Select “Voucher” on the navigation menu and the select the “Buy New Voucher” button

- Course Completions
- Candidate Search
- Voucher**
- Manage Users
- Report

### Voucher

Home / Voucher

[+ Buy New Voucher](#)

Voucher Name	Voucher Code	Voucher Fee	Total Vouchers	Vouchers Used	Action
<a href="#">Nurse Aide Skills Exam</a>	NA-PR-PPD	\$85	2	0	
<a href="#">Nurse Aide Written Exam</a>	NA-WR-PPD	\$50	3	0	
<a href="#">Nurse Aide Oral Exam (English or Spanish)</a>	NA-OR-PPD	\$50	4	0	
<a href="#">Nurse Aide Written Exam AND Skills Exam</a>	NA-WR/PR-PPD	\$135	3	0	
<a href="#">Nurse Aide Oral Exam AND Skills Exam</a>	NA-OR/PR-PPD	\$135	1	0	

The Page You're on

Items Per Page  1 - 5 of 5


# How to Purchase Test Vouchers

## Step 2 – Specify Voucher Quantities

**STEP 2**

Specify the quantity desired for each voucher type and select the “Add to Cart” button

Voucher Name	Voucher Price	
Nurse Aide Skills Exam	\$85	- 2 +
Nurse Aide Written Exam	\$50	- 0 +
Nurse Aide Oral Exam (English or Spanish)	\$50	- 0 +
Nurse Aide Written Exam AND Skills Exam	\$135	- 8 +
Nurse Aide Oral Exam AND Skills Exam	\$135	- 0 +

 [Add to Cart](#)

# How to Purchase Test Vouchers

## Step 3 – Enter Payment Information in Shopping Cart

### STEP 3

Add credit/debit card information and save card to your account by selecting “Save Card” button

#### Payment

[Home](#) / [Voucher](#) / [Buy New Voucher](#) / [Payment](#)

Saved Cards

#### Payment Method

##### Credit/Debit Card

Enter Card Number

Enter Card Name

YYYY/MM

CVV

CANCEL

Save Card

ACH

#### Payment Summary

Nurse Aide Skills Exam

\$85  

QTY	*	Price
1		85

Nurse Aide Written Exam AND Skills Exam

\$405  

QTY	*	Price
3		135

**Total**

**\$490**

# How to Purchase Test Vouchers

## Step 4 – Make Payment

### STEP 4

Select the card you entered from your “Saved Cards” button, enter the CVV code, and select the “Pay” button

**Payment**  
Home / Voucher / Buy New Voucher / Payment

Saved Cards **1**

	Name on card	Expires on
<input checked="" type="radio"/> xxxx xxxx xxxx 1111 visa	Phani Varma	10/2026
<input type="radio"/> xxxx xxxx xxxx 1111 visa	Phani Varma	10/2026

Enter CVV(?):  **2**  **3**

**Payment Method**

ACH

**Payment Summary**

Nurse Aide Skills Exam		\$85		
QTY	*	Price		
1		85		
Nurse Aide Written Exam AND Skills Exam		\$405		
QTY	*	Price		
3		135		
<b>Total</b>		<b>\$490</b>		

An automated transaction receipt is sent by email from Credentia’s merchant provider (Aauthorize.net) when a candidate, training program user, or sponsor purchases a voucher



# How to Manage Test Vouchers

## Assigning Vouchers to Candidates in CNA365®

- Click on a voucher type on the voucher summary page to access the voucher detail page

- Select the “Available” voucher list
- Click the “Add Candidate” link for the voucher you would like to assign

### VOUCHER LIST PAGE – “AVAILABLE” VOUCHERS

Voucher

Home / Voucher / Voucher List

Exam Name Nurse Aide Written Exam AND Skills Exam	Exam Code NA-WR/PR-PPD	State Name Virginia	Total Vouchers 3
--	---------------------------	------------------------	---------------------

Voucher List

Available All Used Expired Assigned

Voucher Code	Expiration Date	Candidate Name	Voucher Status	Action
PA6CA7B3B5Z0	Dec 4, 2022, 1:54:24 PM	<a href="#">Lisa Simpson</a>	Assigned	↓
PA5AZ0D4Z2D9	Dec 4, 2022, 1:54:24 PM	<a href="#">Patty Smith</a>	Assigned	↓
PA6GDDCG86C8	Dec 4, 2022, 1:54:24 PM	<a href="#">+Add Candidate</a>	Available	↓

The Page You're on

Items Per Page 8 1 - 3 of 3 < >

- Start typing the candidate's name in the search box

- Click on the desired candidate name from your search results

- Click the “Assign” link next to the candidate's name

### VOUCHER ASSIGNMENT

3 Search

Candidate Name	Course Completion Date
<a href="#">Ross Gellar</a>	Nov 26, 2021, 12:30:00 PM
<a href="#">Monica Geller</a>	Nov 26, 2021, 4:55:00 PM
<a href="#">Pheoby Buffey</a>	Nov 26, 2021, 4:58:00 PM

4

5 Assign





# How to Manage Test Vouchers

## Distributing Vouchers to Candidates OUTSIDE of CNA365®

### VOUCHER SUMMARY PAGE

**Voucher** + Buy New Voucher

Home / Voucher Search

Voucher Name	Voucher Code	Voucher Fee	Total Vouchers	Vouchers Used	Action
<a href="#">Nurse Aide Skills Exam</a>	NA-PR-PPD	\$85	2	0	
<a href="#">Nurse Aide Written Exam</a>	NA-WR-PPD	\$50	2	0	
<a href="#">Nurse Aide Oral Exam (English or Spanish)</a>	NA-OR-PPD	\$50	0	0	
<a href="#">Nurse Aide Written Exam AND Skills Exam</a>	NA-WR/PR-PPD	\$135	6	0	

*Note: An orange callout box points to the download icon for the 'Nurse Aide Written Exam' row, containing the text 'Download vouchers to EXCEL file'.*

- The voucher summary page displays the number of vouchers purchased and the number of vouchers used by type
- Select the download icon for the desired voucher type to download an EXCEL file of purchased vouchers

### EXCEL VOUCHER DOWNLOAD FILE

	A	B	C
1	VoucherCode	Expiration Date	VoucherStatus
2	PA8DDA8VBEMF	12/09/2022	Available
3	PANN37EF97D4	12/09/2022	Available
4	PAF4CD1FE8Q6	12/09/2022	Available

- For each voucher, download file includes voucher number, expiration date, and status (available, used, or expired)
- Instruct your candidates to use the voucher code you provide to them when scheduling an exam (applied at shopping cart checkout)

# How to Manage Test Vouchers

## Voucher List Page – “Available” Vouchers

### VOUCHER LIST PAGE – “AVAILABLE” VOUCHERS

- Click on a voucher type on the voucher summary page to access the voucher detail page
- For the “Available” voucher list, the following is displayed for each voucher:
  - Voucher code
  - Expiration date
  - Candidate name (if assigned)
- Select the download icon for the desired voucher to download an EXCEL file
- Instruct candidates to use the voucher code you provide to them when scheduling an exam (applied at shopping cart checkout)

**Voucher**  
Home / Voucher / Voucher List

Exam Name Nurse Aide Written Exam AND Skills Exam	Exam Code NA-WR/PR-PPD	State Name Virginia	Total Vouchers 3
--	---------------------------	------------------------	---------------------

**Voucher List**

Available **←** All Used Expired Assigned

Voucher Code	Expiration Date	Candidate Name	Voucher Status	Action
PA6CA7B3B5Z0	Dec 4, 2022, 1:54:24 PM	<a href="#">Lisa Simpson</a>	Assigned	↓
PA5AZ0D4Z2D9	Dec 4, 2022, 1:54:24 PM	<a href="#">Patty Smith</a>	Assigned	↓
PA6GDDCG86C8	Dec 4, 2022, 1:54:24 PM	<a href="#">+Add Candidate</a>	Available	↓

The Page You're on  Items Per Page  1 - 3 of 3 < >

Download voucher to EXCEL file

### EXCEL VOUCHER DOWNLOAD FILE

	A	B
1	VoucherCode	Expiration Date
2	PA8DDA8VBEMF	12/09/2022

# How to Manage Test Vouchers

## Voucher List Page – “All” Vouchers

### VOUCHER LIST PAGE – “ALL” VOUCHERS

**Voucher List**

Available **All** Used Expired Assigned

Voucher Code	Expiration Date	Candidate Name	Voucher Status
PA6CA7B3B5Z0	Dec 4, 2022, 1:54:24 PM	<a href="#">Lisa Simpson</a>	Assigned
PA5AZ0D4Z2D9	Dec 4, 2022, 1:54:24 PM	<a href="#">Patty Smith</a>	Assigned
PA6GDDCG86C8	Dec 4, 2022, 1:54:24 PM	<a href="#">+Add Candidate</a>	Available

The Page You're on  Items Per Page  1 - 3 of 3 < >

- Click on a voucher type on the voucher summary page to access the voucher detail page
- For the “All” voucher list, the following is displayed for each voucher:
  - Voucher code
  - Expiration date
  - Candidate name (if assigned or used)
  - Status (available, assigned, used, or expired)

# How to Manage Test Vouchers

## Voucher List Page – “Used” Vouchers

### VOUCHER LIST PAGE – “USED” VOUCHERS

#### Voucher

Home / Voucher / [Voucher List](#)

Exam Name	Exam Code	State Name	Total Vouchers
Nurse Aide Written Exam AND Skills Exam	NA-WR/PR-PPD	Virginia	3

#### Voucher List

Available All **Used** Expired Assigned

Voucher Code	Candidate Name	Used Date	Voucher Status
--------------	----------------	-----------	----------------

The Page You're on

Items Per Page 8 0 of 0 < >

- Click on a voucher type on the voucher summary page to access the voucher detail page
- For the “Used” voucher list, the following is displayed for each voucher:
  - Voucher code
  - Expiration date
  - Candidate name
  - Date Used

# How to Manage Test Vouchers

## Voucher List Page – “Expired” Vouchers

### VOUCHER LIST PAGE – “EXPIRED” VOUCHERS

**Voucher**

Home / Voucher / [Voucher List](#)

Exam Name	Exam Code	State Name	Total Vouchers
Nurse Aide Written Exam AND Skills Exam	NA-WR/PR-PPD	Virginia	3

**Voucher List**

Available   All   Used   **Expired**   Assigned

Voucher Code	Expiration Date	Candidate Name	Voucher Status
The Page You're on <input type="text"/>			
Items Per Page			8 <input type="text"/> 0 of 0 < >

- Click on a voucher type on the voucher summary page to access the voucher detail page
- For the “Expired” voucher list, the following is displayed for each voucher:
  - Voucher code
  - Expiration date
  - Candidate name (if assigned)

# How to Manage Test Vouchers

## Voucher List Page – “Assigned” Vouchers


### VOUCHER LIST PAGE – “ASSIGNED” VOUCHERS

**Voucher**  
Home / Voucher / VoucherList

Exam Name	Exam Code	State Name	Total Vouchers
Nurse Aide Written Exam AND Skills Exam	NA-WR/PR-PPD	Virginia	4

**Voucher List**

Available All Used Expired **Assigned**

Item Code	Expiration Date	Candidate Name	Voucher Status	Action
PA4DF2F8E5S9	Feb 15, 2023, 4:49:53 AM	Lee Gilbert	Assigned	

The Page You're on:  Items Per Page:  1 - 1 of 1 < >

**Click icon to unassign voucher**

- Click on a voucher type on the voucher summary page to access the voucher detail page
- Training Program user may unassign a previously assigned (and unused) voucher from a candidate by selecting the unassign icon that appears for a voucher on the assigned vouchers page
- For the “Assigned” voucher list, the following is displayed for each voucher:
  - Voucher code
  - Expiration date
  - Candidate name

# How to Manage Training Program User Accounts



Course Completions

Candidate Search

Voucher

**Manage Users**

Report

1. Activate/deactivate a user with the status toggle
2. Select the edit icon to change profile information for a user
3. Select the “Add New User” button to add a new training program user

## MANAGE USERS

**Manage Users**  
Home / Manage Users

**3** + Add User

Search

<input type="checkbox"/>	Name	Contact Number	Email	Created Date	<b>1</b> Status	Actions
<input type="checkbox"/>	Amy Farrah	+919268170173	testuser07@examroom.ai	Nov 26, 2021, 5:14:00 PM	<input checked="" type="checkbox"/>	
<input type="checkbox"/>	Sasha Murray	+919268170987	testuser08@examroom.ai	Nov 26, 2021, 5:16:00 PM	<input checked="" type="checkbox"/>	
<input type="checkbox"/>	vijay vijay	+91123456789	vijayk@examroom.ai	Dec 3, 2021, 11:06:00 PM	<input checked="" type="checkbox"/>	
<input type="checkbox"/>	Saju Mathew	+13234567890	sajum@examroom.ai	Dec 4, 2021, 12:39:00 AM	<input checked="" type="checkbox"/>	
<input type="checkbox"/>	Jeff Anderson	+12148888888	janderson13651@gmail.com	Dec 4, 2021, 12:50:00 PM	<input checked="" type="checkbox"/>	

The Page You're on

Items Per Page 8 **2** 5 of 5 < >

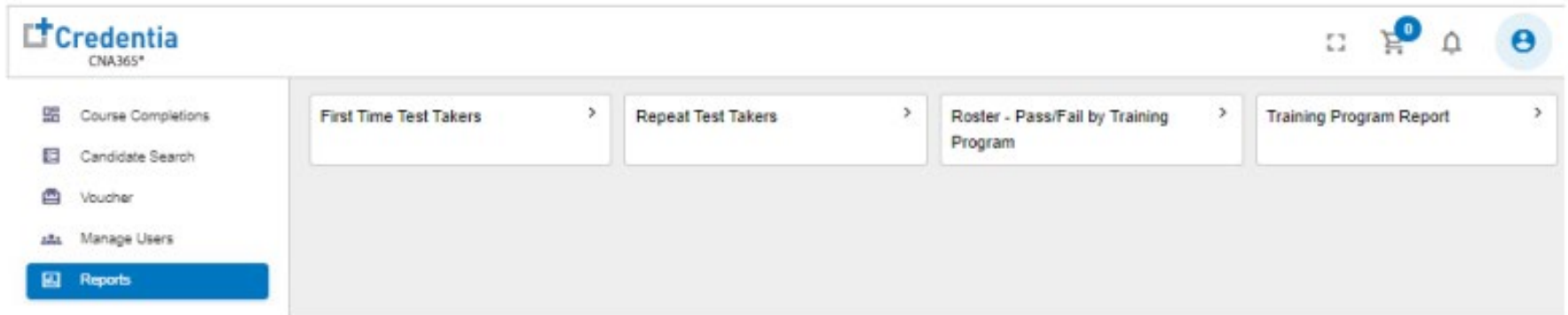
After adding a new user, CNA365® will send an automated email to new user with a temporary password



# How to Manage Training Program User Accounts

## Training Program User Reports - Access

1. Log in to CNA365 by visiting [credentia.com](https://credentia.com), selecting your state, and clicking the blue login button. If you have never logged in to CNA365, you will need to request access from the state, a colleague who has access, or the CSM for your state. You must receive a welcome invite email to gain training program user role access and verify your email.
2. Select the Reports button from the left side navigation. You will then see the 4 reporting options for Training Programs.



# How to Manage Training Program User Accounts

## Training Program User Reports

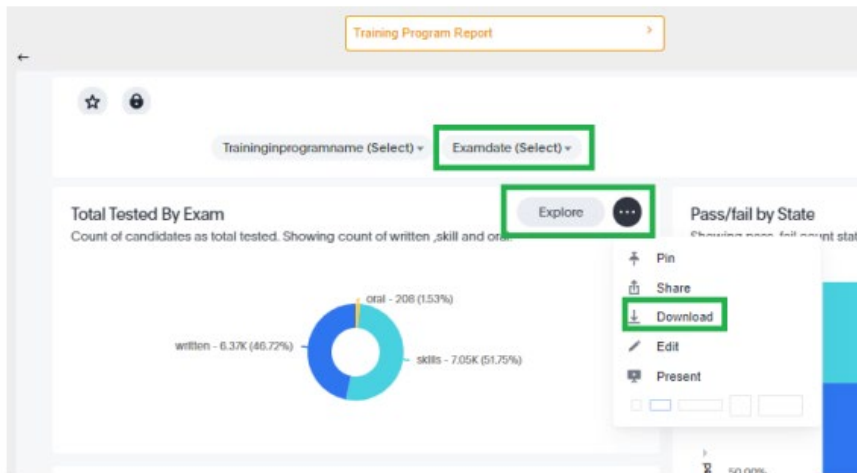
- First Time Test Takers
  - Highlights Training Program candidates who have passed an exam Written and/or Skills on the first attempt within a selected timeframe.
  - Includes # candidates passed and # candidates failed on their first attempt.
  - Candidates are listed in the report once because this is a first time taken report.
- Repeat Test Takers
  - Highlights the number of Training Program candidates who have tested more than one time some passing and others failing.
  - Includes the # candidates passed and # candidates failed on the 2nd or 3rd attempt.
  - Candidates counted in the report by “attempt”. An “attempt” = an event.
- Roster – Pass/Fail by Training Program
  - Highlights all testing within a selected date range.
  - Candidates will appear multiple times on the report a line per exam taken. Shows all passed exams and failed exams.
  - Candidates repeat in report. One line per attempt.
- Training Program Report
  - Highlights all exam types and provides detail on pass rates by exam type, pass rates within content areas of an exam.

# How to Manage Training Program User Accounts

## Training Program User Reports - Functions

You can filter the entire report, or you can hover above one specific table and filter the table within the report.

- Filter
  - By timeframes, dates, exam types, testing locations, etc.
- Sort
  - By dates, exam types, names, etc.
- Print or Download
  - PDFs, CSVs, Excel, etc.
- Explore
  - See additional details the selected report offers



### Content Area Details - Written/Oral

Counting candidates total tested, pass, pass percentage counts for ExamType.

Title	Exa...	Tested	Passed
activities of daily living	oral		74
score_category_e motional_and_men tal_health_need	written		1,398
client rights	oral		75
score_category_e motional_and_men tal_health_need	oral	5	3

# How to Reset Your Password

2

Click the “Forgot Password” link on the CNA365® login page

**Credentia**  
CNA365®

Email

Password

[Forgot Password?](#)

Login

Don't have an account? [Sign up](#)

3

Enter your email address and select the “Submit” button

**Forgot Password?**

Enter your Mail ID to receive a reset link

Email

testuser01@examroom.ai

Submit

[< Back to Sign In](#)

4

Check your email account for an access code email from Credentia. Enter the access code you received, enter your new password (twice), and select the “Reset Password” button

**Reset Password?**

Email

testuser01@examroom.ai

Access code

253465

New Password

.....

Confirm Password

.....

Reset Password

Back

Contact Credentia support if you have forgotten your email address